



CI/SfB

V6

DECEMBER 2014
(SUPERSEDES SEPTEMBER 2014)
PRODUCT DATA SHEET

ARDEX WPC



Flexible Rapid Setting and Drying Waterproof Protection Coat

Features

- Rapid setting and drying - tile on after 90 minutes
- Simple to apply with a roller, paint brush or trowel
- For domestic or commercial situations
- Fills gaps and plugs holes
- Waterproofing, tiling and grouting can be completed in one day



MIX No. 1



MIX No. 2

RAPIDRY



Binds the mix water within the mortar, speeding drying and hardening times irrespective of application thickness



Reg No. FM 1207

ARDEX UK LIMITED
Homefield Road, Haverhill, Suffolk CB9 8QP UK.
Telephone: +44 (0)1440 714939
Fax: +44 (0)1440 716640
Technical Services Fax: +44 (0)1440 716663
Email: technical.services@ardex.co.uk
ARDEX online: www.ardex.co.uk

ARDEX WPC

Flexible Rapid Setting and Drying Waterproof Protection Coat

DESCRIPTION

ARDEX WPC consists of two components, one being a solvent free acrylic dispersion, the other a reactive cement-based powder. The two components are mixed together, the proportions being adjusted to provide either a non-flowing consistency for trowelling, filling holes, joints, etc., or a brushable consistency for painting and roller application. The cured ARDEX WPC coating is flexible, waterproof and causes no discolouration of the grouted tile joints.

USE

ARDEX WPC is used as a waterproof protection coat on backgrounds such as cement or gypsum plaster, plasterboard or wood-based materials prior to fixing ceramic tiles, etc., in domestic or commercial kitchens, showers and bathrooms. It can be used for sealing internal corners between walls, filling holes, joints and gaps around pipes, baths and showers prior to installing ceramic tiling.

NOTE: The use of timber-based sheets and boards should be avoided if at all possible in wet locations. Ideally, wood-based sheets or boards should be replaced or oversheathed with plasterboard prior to applying ARDEX WPC. Timber-based sheets or boards are not recommended for use in commercial showers etc.

PREPARATION

Surfaces must be dry, rigid, sound and free of oil, dust, dirt or other barriers to adhesion. Gypsum plaster must be dry and of adequate strength to support the tile bed. Any boarded background must be of a type suitable to support ceramic tiles, rigidly and securely fixed with closely spaced screws to comply with the appropriate BS 5385 requirement. Concrete floors and cement/sand screeds may also be protected from the ingress of water by the application of ARDEX WPC.

NOTE: Moisture sensitive backgrounds should be protected from moisture ingress from behind i.e. external walls should be of a cavity type or suitably protected solid single skin construction.

MIXING

A non-flowing workable paste for trowelling purposes and for filling gaps, holes, joints etc., can be produced by mixing sufficient quantities of the two components in the ratio of: 0.7 parts ARDEX WPC liquid to 1 part ARDEX WPC powder by weight (Mix No. 1). A flowing consistency for application by brush or paint roller can be produced by mixing sufficient quantities of the two components in the ratio of:

1 part ARDEX WPC liquid to 1 part ARDEX WPC powder by weight (Mix No. 2). The mixed ARDEX WPC has a pot life of approximately 45 minutes at 20°C.

This time will be shortened at high temperatures and extended at low temperatures. Once the mixed material begins to set and thicken, do not add extra ARDEX WPC liquid but discard the material.

APPLICATION

Use Mix No. 1 for application with a spatula/pallet knife/trowel for initially sealing joints in corners, filling holes and gaps around fixtures, pipes, etc., prior to applying the two coats of Mix No. 2. Where joints tend to crack, they should be reinforced with ARDEX mesh scrim prior to applying Mix No. 1. For levelling uneven areas with a trowel, a single application of Mix No. 1, at least 3mm thick, is required to obtain an effective waterproof protection coat, prior to fixing ceramic tiles. (No overcoating with Mix No. 2 is necessary.)

Mix No. 2 should be used to give a complete coating on the surface, applying it evenly with a paint brush or roller, and working the material well into the corners with a brush. To obtain an effective waterproof protection coat, a second coat will be necessary and the total thickness should be at least 0.8mm. The second coat of Mix No. 2 can be applied approximately 30 minutes after the first coat.

Ceramic tiles, mosaics, etc., can be fixed on the second coat of the ARDEX WPC after approximately 1 hour drying at 20°C.

Do not apply ARDEX WPC at temperatures below 5°C. The drying time of ARDEX WPC will be shortened at high temperatures and extended at low temperatures.

TILE FIXING

Bed the tiles, mosaics, etc., using a thin solid bed fixing technique with the appropriate ARDEX cement-based adhesive. Where the background consists of wood-based sheets and boards, or where glass mosaics and highly vitrified tiles with smooth, dense and non-absorbent back profiles are to be fixed, use the appropriate ARDEX MICROTEC adhesive. If rapid setting adhesives are required to enable grouting to commence the same day, we recommend the use of ARDEX X 77 S or ARDEX X 7 R rapid set adhesives.

PACKAGING

ARDEX WPC liquid is in polyethylene containers - net weight 5kg.

ARDEX WPC powder is packed in paper sacks incorporating a polyethylene liner - net weight 5kg.

STORAGE AND SHELF LIFE

ARDEX WPC must be stored in unopened packaging, clear of the ground in cool dry conditions and be protected from excessive draught, frost and direct sunlight. If stored correctly, as detailed above, the shelf life of this product is 12 months from the date shown on the packaging.

PRECAUTIONS

ARDEX WPC is considered non-hazardous in normal usage. The presence of cement in the ARDEX WPC powder produces an alkaline mortar which may cause some local irritation if prolonged contact with the skin takes place. Care should be taken to avoid inhalation or ingestion of dust and prevent contact with the eyes. Any ARDEX WPC liquid or mixed ARDEX WPC mortar should be washed off the skin before drying takes place.

TECHNICAL DATA

Density of Mix No. 1 for trowel application approximately 1.4kg/litre
Density of Mix No. 2 for roller/brush application approximately 1.3kg/litre
Pot Life approximately 45 minutes at 20°C


Curing of applied material after 1 hour at 20°C.
Fixing of tiles after 1 hour at 20°C.


COVERAGE

Application by spatula/pallet knife/trowel (Mix No. 1) approximately 1.75kg ARDEX WPC liquid + 2.5kg ARDEX WPC powder per m² at 3mm thickness i.e. 4.25kg of Mix No. 1/m² at 3mm.
Application by brush/roller (Mix No. 2) approximately 0.75kg ARDEX WPC liquid + 0.75kg ARDEX WPC powder per m² at 0.8mm thickness i.e. 1.5kg of Mix No. 2/m² at 0.8mm or 6.6m²/10kg unit at 0.8mm.

NOTE: The information supplied in our literature or given by our employees is based upon extensive experience and, together with that supplied by our agents or distributors, is given in good faith in order to help you. Our Company policy is one of continuous Research and Development; we therefore reserve the right to update this information at any time without prior notice. We also guarantee the consistent high quality of our products; however, as we have no control over site conditions or the execution of the work, we accept no liability for any loss or damage which may arise as a result thereof.

Country specific recommendations, depending on local standards, codes of practice, building regulations or industry guidelines, may affect specific installation recommendations.

 0370	
ARDEX UK LIMITED Homefield Road, Havertill, Suffolk, CB9 8QP UK	
14 000044/CPR/2013 EN 12004/2007 + A1:2012 C2 FE-S2	
ARDEX WPC Cementitious adhesive	
Reaction to fire:	Class E
Initial tensile adhesion strength:	≥ 1.0 N/mm ²
Tensile adhesion strength after water immersion:	≥ 1.0 N/mm ²
Tensile adhesion strength after heat ageing:	≥ 1.0 N/mm ²
Tensile adhesion strength after freeze-thaw cycles:	≥ 1.0 N/mm ²
Open time after 30 minutes:	≥ 0.5 N/mm ²
Early tensile adhesion strength after 6 hours:	≥ 0.5 N/mm ²
Slip:	NPD
Transverse deformation:	≥ 0.5 mm

 0370	
ARDEX UK LIMITED Homefield Road, Havertill, Suffolk, CB9 8QP UK	
14 000044/CPR/2013 EN 14891:2012	
ARDEX WPC Liquid-applied water impermeable product for use beneath ceramic tiling bonded with adhesives using a C2-type adhesive according to EN 12004	
Initial tensile adhesion strength:	≥ 0.5 N/mm ²
Tensile adhesion strength after water contact:	≥ 0.5 N/mm ²
Tensile adhesion strength after heat ageing:	≥ 0.5 N/mm ²
Tensile adhesion strength after freeze-thaw cycles:	≥ 0.5 N/mm ²
Tensile adhesion strength after contact with lime water:	≥ 0.5 N/mm ²
Water impermeability:	no penetration
Crack bridging at standard conditions:	≥ 0.75 mm
Contact with unbroten water:	≥ 0.5 N/mm ²

TECHNICAL ADVICE HELPLINE
01440 714939
ARDEX online: www.ardex.co.uk